

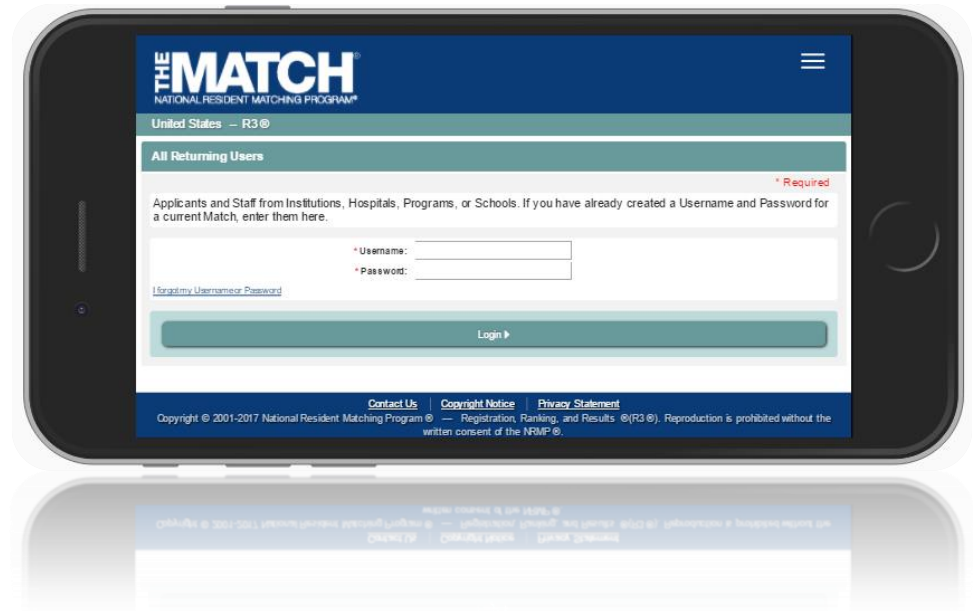


# Navigating the Registration, Ranking, and Results<sup>®</sup> (R3<sup>®</sup>) System

Main Residency Match



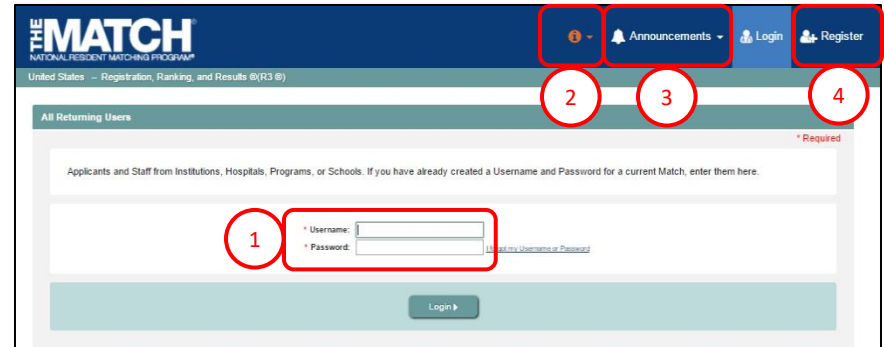
Users: School Officials



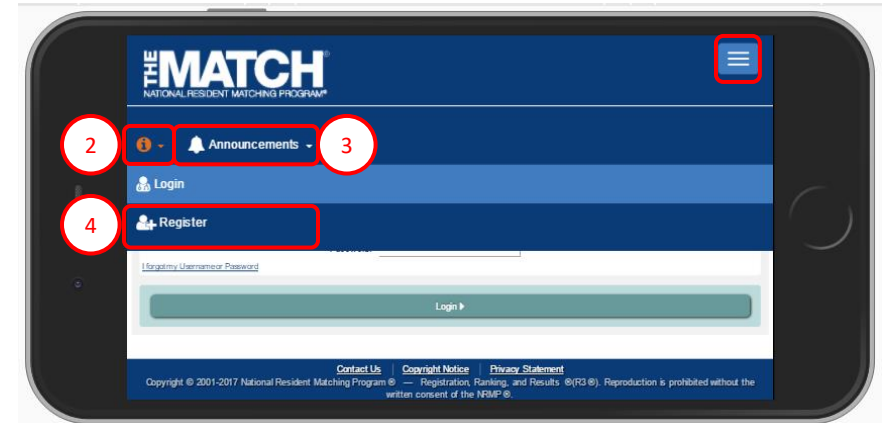
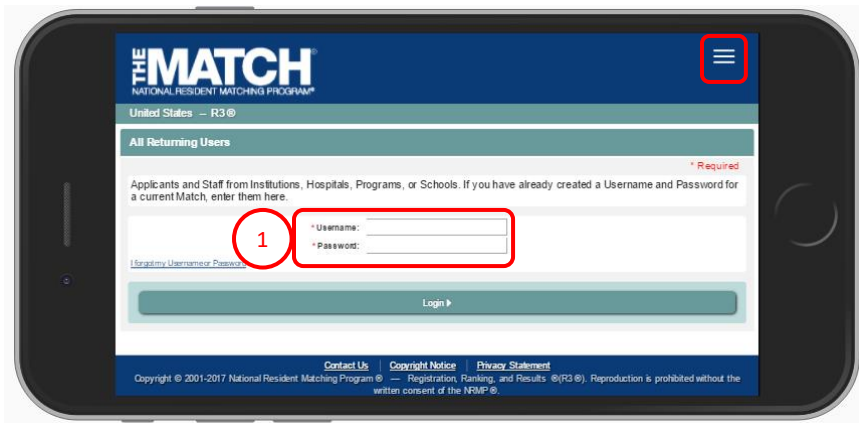
## Login Screen:

Note: to view the menu options on a mobile device, click the menu button in the top right corner.

1. **Login Fields:** enter username and password to log in once you have created an account.
2. **Support:** click to access role-specific guides that provide instruction for completing R3 system tasks.
3. **Announcements:** click to read the latest announcements and reminders from NRMP, if any.
4. **Register:** applicants click this button to register for their Match.



DESKTOP VIEW



MOBILE DEVICE VIEW

## Main Menu Options:

The buttons on the main navigation bar and sub-menus appear only when they are relevant to the Matching process. For example, the SOAP button appears during Match Week.

Note: to view the same menu options on a mobile device, click the menu button in the top right corner.

1. **Home:** click to return to your school's Home Page.
2. **Switch:** click to return to your Matches & Roles page.
3. **Options:** click to access three sub-links: View Agreement, Program Directory, and Reports.
4. **School:** click to view your medical school details. Links available: My School, Students and Graduates, and View Participation Status.
5. **Unfiled List (Post-SOAP):** click to view information about programs that did not fill all of their positions at the conclusion of SOAP. The List is provided to assist unmatched applicants in identifying and contacting the institutions about their open positions. This button is available one hour after the conclusion of SOAP.
6. **SOAP:** click to access the SOAP List of Unfilled Programs (available at 11:00 a.m. Eastern Time on the Monday of Match). This button is available only during Match Week.
7. **Your Name:** click to access your account information. Links available:
  - Profile – update your name, job title, address, and contact information
  - Security Info – update your username, password, and security questions
  - Logout- log out of the R3 system

